



SURYA

LUMINAIRE BUSINESS GROUP

READY RECKONER Effective 15-05-2011



HIGH MAST PLANT, MALANPUR



LIGHTING PLANT, KASHIPUR



SURYA R & D LAB, NOIDA

TOTAL LIGHTING SOLUTIONS

SURYA



Index

1	Domestic Series	5
2	Designer Series	6-9
3	Commercial Series	10-13
4	Down Lighter Series	14-17
5	Industrial Series	18-22
6	Urban Lighting Series	23-27
7	Flood Lighting Series	28-30
8	Landscape Lighting Series	31-33
9	LEDs	34-39
10	Accessories	40-43
11	HID Lamps	44-46
12	Light Sources	47-49
13	High Mast & Poles	50-52

SURYA

Domestic Series



Domestic Series



Energy Saver



Energy Saver Plus



Slimline



Mini Mirror Light

Cat Ref.	Lamp Type	Case Nos.	LP (Each) Rs.
SDBE 114 T5	1X14W T5	25	750
SDBE 114 T5 D	1X14W T5	25	800
SDBE 128 T5 02	1X28W T5	25	800
SDBE 128 T5 D 02	1X28W T5	25	850

Indoor domestic energy saving plastic extruded luminaire with decorative end caps, complete with all accessories & ballasts.
D- With Diffuser

SDBE 128 T5 FR	1X28W T5	25	800
----------------	----------	----	-----

SDB 136 T8 L 01	1X36W T8	12	690
SDB 136 T8 EB1/P4 01	1X36W T8	12	740
SDB 128 T5 EB1/P4 01	1X28W T5	12	840

Powder coated CRCA MS box, complete with all accessories & electro-magnetic/electronic ballast.
L- Without Capacitor

SDW 111 CF	1X11W CFL	10	700
------------	-----------	----	-----

Indoor domestic mirror light luminaire with polycarbonate cover, complete with all accessories and ballast.



SURYA

Designer Series



Designer Series



Trendy

Cat Ref.	Lamp Type	Case Nos.	LP (Each) Rs.
SRP5 236 CF M	2X36W CFL	2	3800
SRP5 236 CF M EB1/P3	2X36W CFL	2	3950
SRP5 336 CF M	3X36W CFL	2	4250
SRP5 336 CF M EB2/P3	3X36W CFL	2	4700

Indoor recessed mounting luminaire with P5 optics, rear reflector, complete with all accessories & ballasts.



Trendy New

SRP5 236 CF M 01	2X36W CFL	2	3625
SRP5 236 CF M EB1/P3 01	2X36W CFL	2	3775
SRP5 336 CF M 01	3X36W CFL	2	4050
SRP5 336 CF M EB2/P3 01	3X36W CFL	2	4400

Indoor recessed mounting luminaire with moulded P5 optics, rear reflector, complete with all accessories & ballasts.



Trendy Junior

SRP5 211 CF M	2X11W CFL	6	1700
SRP5 211 CF M EB1/P3	2X11W CFL	6	2000
SRP5 218 CF-D M	2X18W CFL-D	6	1700
SRP5 218 CF-D M EB1/P3	2X18W CFL-D	6	2000
SRP5 218 CF-L M	2X18W CFL-L	6	2000

Indoor recessed mounted luminaire with P5 optics, rear reflector, complete with all accessories & ballasts.

Note: CF-L - Linear Lamp, CF-D - Double U lamp.



Trendy Surface

SSP5 236 CF	2X36W CFL	2	4200
SSP5 236 CF EB1/P3	2X36W CFL	2	4300
SSP5 336 CF	3X36W CFL	2	4450
SSP5 336 CF EB2/P3	3X36W CFL	2	4550

Indoor surface mounting luminaire with P5 optics, rear reflector, complete with all accessories & ballasts.



Trendy Surface New

SSP5 236 CF 01	2X36W CFL	2	4050
SSP5 236 CF EB1/P3 01	2X36W CFL	2	4150
SSP5 336 CF 01	3X36W CFL	2	4300
SSP5 336 CF EB2/P3 01	3X36W CFL	2	4420

Indoor recessed mounting luminaire with moulded P5 optics, rear reflector, complete with all accessories & ballasts.



Trendy Junior Surface

SSP5 218 CF D	2X18W CFL-D	6	1700
SSP5 218 CF D EB1/P3	2X18W CFL-D	6	1950

Indoor surface mounting luminaire with P5 optics, rear reflector, complete with all accessories & ballast. D-Double U lamp.

Designer Series

Cat Ref.	Lamp Type	Case Nos.	LP (Each) Rs.
----------	-----------	-----------	---------------



Plesanta

SR 236 CF M D/I 01	2X36W CFL	2	2895
SR 236 CF M D/I EB1/P3 01	2X36W CFL	2	3220

Indoor recessed mounting luminaire with Direct/Indirect perforated optics, complete with all accessories & ballast.



Plesanta Plus

SROA 236 CF M D/I 01	2X36W CFL	2	3200
SROA 236 CF M D/I EB1/P3 01	2X36W CFL	2	3400

Indoor recessed mounting luminaire with Direct/Indirect diffused optics, opal acrylic diffuser, complete with all accessories & ballasts.



Eleganta

SRP5 236 CF M D/I 01	2X36W CFL	2	2975
SRP5 236 CF M D/I EB1/P3 01	2X36W CFL	2	3400

Indoor recessed mounting luminaire with Direct/Indirect P5 optics, complete with all accessories & ballasts.



Eleganta Pendant

SPP5 228 T5 EB1/P3	2X28W T5	2	5000
SPP5 254 T5 EB1/P1	2X54W T5	2	5450
SPP5 214 T5 EB1/P3	2X14W T5	2	4250
SPP5 224 T5 EB1/P3	2X24W T5	2	4350
SPP5 236 T8	2X36W T8	2	4350
SPP5 236 T8 EB1/P3	2X36W T8	2	4550
SPP5 236 CF	2X36W CFL	2	4050
SPP5 236 CF EB1/P3	2X36W CFL	2	4250

Indoor pendant mounting luminaire having upward & downward lighting. Recommended to use with suspension wire, complete with all accessories. Additional cost of suspension wire will be Rs 450/- per set. Also available with diffused optics instead of P5 optics.



Atala

SR 236 CF M GF D/I BW	2X36W CFL	2	4700
SR 236 CF M GF D/I BW EB1/P3	2X36W CFL	2	4900
SR P5 236 CF M GF D/I BW	2X36W CFL	2	4500
SR P5 236 CF M GF D/I BW EB1/P3	2X36W CFL	2	4700


Recessed mounting direct & indirect luminaire designed to create an efficient glare free soothing lighting conditions with excellent aesthetics, complete with all accessories and ballast.

Option available in White, Aqua Green & Pink colours.

Designer Series



Ultima-1



Ultima-2



Ultima-3



Ultima-4

Cat Ref.	Lamp Type	Case Nos.	LP (Each) Rs.
----------	-----------	-----------	---------------

SR GC 01 314 T5 EB1/P3	3X14W T5	2	9900
SR GC 01 414 T5 EB1/P3	4X14W T5	2	10675

Recess mounting luminaire with high aesthetic appeal and with specially design optical system, complete with all accessories and electronic ballast

SR GF 02 414 T5 D/I EB1/P2	4X14W T5	2	9500
----------------------------	----------	---	------

Recess mounting luminaire with direct - indirect combination with high aesthetic appeal and with specially design optical system, complete with all accessories and electronic ballast

SR DO 03 314 T5 EB1/P3	3X14W T5	2	4900
------------------------	----------	---	------

Recessed luminaire with dual optics (symmetrical & asymmetrical) for task/ambient lighting & wall washing with high aesthetic appeal.

SP UD 04 228 T5 EB1/P3	2X28W T5	2	7800
------------------------	----------	---	------

Indoor pendant mounting luminaire having upward & downward lighting with high aesthetic appeal and with specially design optical system, complete with all accessories and electronic ballast



SURYA

Commercial Series



Commercial Series



Brite Star



Brite Star T5




Dainty



Dainty Square



Dainty Junior



Classic

Effective 15-05-2011

Cat Ref.	Lamp Type	Case Nos.	LP (Each) Rs.
SCS 136 T8	1X36W T8	2	1950
SCS 136 T8 EB1/P3	1X36W T8	2	2100
SCS 136 T8 GC	1X36W T8	2	2100
SCS 136 T8 GC EB1/P3	1X36W T8	2	2300
SCS 136 T8 GF	1X36W T8	2	3050
SCS 136 T8 GF EB1/P3	1X36W T8	2	3150
SCS 236 T8	2X36W T8	2	2950
SCS 236 T8 EB1/P3	2X36W T8	2	3150
SCS 236 T8 GC	2X36W T8	2	3050
SCS 236 T8 GC EB1/P3	2X36W T8	2	3350
SCS 236 T8 GF	2X36W T8	2	3950
SCS 236 T8 GF EB1/P3	2X36W T8	2	4050
Indoor surface mounting luminaire with plastic end caps, aluminium reflector & mirror optics, complete with all accessories & ballasts. GF - Glare Free optics. GC - Glare Control optics.			
SCS 128 T5 EB1/P3	1X28W T5	2	2375
SCS 228 T5 EB1/P3	2X28W T5	2	2825
SCS 228 T5 GF EB1/P3	2X28W T5	2	3125
Indoor surface mounting luminaire with plastic end caps, aluminium reflector & mirror optics, complete with all accessories & ballast GF - Glare Free optics.			
SCS 236 CF	2X36W CFL	4	2465
SCS 236 CF EB1/P3	2X36W CFL	4	2625
Indoor surface mounting luminaire with plastic end caps, aluminium reflector & mirror optics, complete with all accessories & ballasts.			
SCS 336 CF	3X36W CFL	2	3900
SCS 336 CF EB2/P3	3X36W CFL	2	4200
SCS 336 CF GC	3X36W CFL	2	4200
SCS 336 CF GC EB2/P3	3X36W CFL	2	4500
Indoor surface mounting luminaire with aluminium reflector & mirror optics, complete with all accessories & ballasts. Note: GC- Glare Control optics,			
SCS 211 CF	2X11W CFL	6	1500
SCS 211 CF EB1/P3	2X11W CFL	6	1550
SCS 218 CF-D	2X18W CFL-D	6	1500
SCS 218 CF-D EB1/P3	2X18W CFL-D	6	1550
SCS 218 CF-L 01	2X18W CFL-L	6	1650
Indoor surface mounting luminaire with plastic end caps, aluminium reflector & mirror optics, complete with all accessories & ballasts. Note: L-Linear Lamp, D-Double U lamp.			
SCR 236 CF M	2X36W CFL	4	2525
SCR 236 CF M EB1/P3	2X36W CFL	4	2750
SCR 236 CF M GC	2X36W CFL	4	2600
SCR 236 CF M GC EB1/P3	2X36W CFL	4	2850
Indoor recessed mounting luminaire with aluminium reflector & mirror optics, complete with all accessories & ballasts. Note: GC- Glare Control optics			

Commercial Series



Classic Square



Classic Junior



Unistar T8



Comfort Light



Comfort Light Square

Cat Ref.	Lamp Type	Case Nos.	LP (Each) Rs.
SCR 336 CF M	3X36W CFL	2	3700
SCR 336 CF M EB2/P3	3X36W CFL	2	4050
SCR 336 CF M GC	3X36W CFL	2	3850
SCR 336 CF M GC EB2/P3	3X36W CFL	2	4350

Indoor recessed mounting luminaire with aluminium reflector & mirror optics, complete with all accessories & ballasts.
 Note: GC- Glare Control optics.

SCR 211 CF/01	2X11W CFL	6	1400
SCR 211 CF EB1/P3/01	2X11W CFL	6	1450
SCR 218 CF - D/01	2X18W CFL - D	6	1400
SCR 218 CF - D EB1/P3/01	2X18W CFL - D	6	1450
SCR 218 CF - LM 01	2X18W CFL	6	1750

Indoor recessed mounting luminaire with aluminium reflector & mirror optics, complete with all accessories & ballasts.
 Note: CF-L - Linear Lamp, CF-D - Double U lamp.

SCR 236 T8 UM	2X36W T8	2	2750
SCR 236 T8 UM EB1/P3	2X36W T8	2	2950

Indoor universal mounting luminaire with aluminium reflector & mirror optics, complete with all accessories & ballasts.

SCR 236 T8 M	2X36W T8	2	3050
SCR 236 T8 M EB1/P3	2X36W T8	2	3150
SCR 236 T8 M GC	2X36W T8	2	3700
SCR 236 T8 M GC EB1/P3	2X36W T8	2	3800
SCR 236 T8 M GF	2X36W T8	2	4000
SCR 236 T8 M GF EB1/P3	2X36W T8	2	4050

Indoor recessed mounting luminaire with aluminium reflector & mirror optics, complete with all accessories & ballasts.
 GF - Glare Free optics, GC - Glare Control Optics.

SCR 418 T8 M	4X18W T8	2	3375
SCR 418 T8 M EB1/P3	4X18W T8	2	3535
SCR 418 T8 M GC	4X18W T8	2	3950
SCR 418 T8 M GC EB1/P3	4X18W T8	2	4180
SCR 418 T8 M GF	4X18W T8	2	4250
SCR 418 T8 M GF EB1/P3	4X18W T8	2	4450

Indoor recessed mounting luminaire with aluminium reflector & mirror optics, complete with all accessories & ballast
 GF - Glare Free optics, GC - Glare Control Optics.

Commercial Series



Comfort Vision



Comfort Vision Square



Unistar T5



Duo Lite



Ready Fit



Effective 15-05-2011

Cat Ref.	Lamp Type	Case Nos.	LP (Each) Rs.
SCR 228 T5 M EB1/P3	2X28W T5	2	3600
SCR 228 T5 M GF EB1/P3	2X28W T5	2	4750
SCR 254 T5 M EB1/P1	2X54W T5	2	4200
SCR 254 T5 M GF EB1/P1	2X54W T5	2	5150
SCR 236 T8 M GF EB1/P3	2X36W T8	2	4750

Indoor recessed mounting luminaire with mirror optic, consisting of individual pre-anodised aluminium reflector, complete with all accessories & ballast.
GF - Glare Free optics.

SCR 314 T5 M EB1/P2	3X14W T5	2	3900
SCR 314 T5 M GF EB1/P2	3X14W T5	2	5000
SCR 324 T5 M GF EB2/P3	3X24W T5	2	5000
SCR 414 T5 M EB1/P2	4X14W T5	2	4200
SCR 414 T5 M GF EB1/P2	4X14W T5	2	5175
SCR 414 T5 M EB1/P1	4X14W T5	2	4400
SCR 424 T5 M EB2/P2	4X24W T5	2	5100
SCR 424 T5 M GF EB2/P3	4X24W T5	2	5900

Comfort Vision Square is a recessed mounting T5 luminaire with pre-anodised aluminium high brightened finish parabolic reflector for good optical performance. Matt finished anodised cross louvers to limit the degree of glare.
GF - Glare Free optics.

SCR 128 T5 UM EB1/P3	1X28W T5	2	2650
SCR 228 T5 UM EB1/P3	2X28W T5	2	2900

Indoor recessed high efficiency mirror optics luminaire with parabolic reflectors and matt finished louver suitable for single / twin T5 lamps, complete with all accessories and ballast.

SCR DO 228 T5 M GF EB1/P3	2X28W T5	2	4350
---------------------------	----------	---	------

Recessed luminaire with dual optics (symmetrical and assymetrical) for task/ambient lighting & wall washing with high aesthetic appeal.
GF - Glare Free optics.


SRET 128 T5 P2	1X28W T5	10	875
----------------	----------	----	-----

It is an energy saving, engineering plastic extruded attachment which can be fixed in the existing / conventional luminaire with T8/T12 lamps with a system of replacing T8/T12 lamps by T5 ready fit system.



SURYA

Down Lighter Series



Down Lighter Series



Moon Light

Cat Ref.	Lamp Type	Case Nos.	LP (Each) Rs.
SDLVR 10 GLS SF	1X100W GLS	24	470
SDLVR 113 CF SF	1X13W CFL	24	675
SDLVR 113 CF SF EB1/P0	1X13W CFL	24	675
SDLVR 113 CF SF FG	1X13W CFL	12	825
SDLVR 118 CF SF	1X18W CFL	24	675
SDLVR 118 CF SF EB1/P0	1X18W CFL	24	675
SDLVR 135 CDMT*	1X35W CDMT	12	1525

Indoor recessed mounting vertical down lighter with specular reflector, complete with all accessories & ballast.

* To be used with appropriate control pack.



Pluto

SDLHR 113 CF SF (L)	1X13W CFL	12	925
SDLHR 113 CF SF EB1/P0 (L)	1X13W CFL	12	925
SDLHR 118 CF SF (L)	1X18W CFL	12	975
SDLHR 118 CF SF EB1/P0 (L)	1X18W CFL	12	975
SDLHR 213 CF SF (L)	2X13W CFL	12	1150
SDLHR 213 CF SF EB2/P0 (L)	2X13W CFL	12	1150
SDLHR 218 CF SF (L)	2X18W CFL	12	1150
SDLHR 218 CF SF EB2/P0 (L)	2X18W CFL	12	1150

Indoor recessed mounting low depth (<100mm) horizontal down lighter with Specular reflector, complete with all accessories & ballast. Matt reflector also available as an option at same price. For matt reflector replace SF with MF.



Neptune

SDLHR 118 CF FG	1X18W CFL	12	1300
SDLHR 118 CF FG EB1/P0	1X18W CFL	12	1350
SDLHR 118 CF CFG	1X18W CFL	12	1300
SDLHR 118 CF CFG EB1/P0	1X18W CFL	12	1350
SDLHR 213 CF FG	2X13W CFL	12	1500
SDLHR 213 CF FG EB2/P0	2X13W CFL	12	1600
SDLHR 218 CF FG	2X18W CFL	12	1500
SDLHR 218 CF FG EB2/P0	2X18W CFL	12	1600
SDLHR 218 CF CFG	2X18W CFL	12	1450
SDLHR 218 CF CFG EB2/P0	2X18W CFL	12	1550

Indoor recessed mounting horizontal down lighter with frosted / centrally frosted glass, complete with all accessories & ballast.

Down Lighter Series



Mars

Cat Ref.	Lamp Type	Case Nos.	LP (Each) Rs.
SDLHR 118 CF CL	1X18W CFL	12	1525
SDLHR 118 CF CL EB1/P0	1X18W CFL	12	1575
SDLHR 218 CF CL	2X18W CFL	12	1725
SDLHR 218 CF CL EB2/P0	2X18W CFL	12	1775

Indoor recessed mounting horizontal down lighter with specular cross louver optics, complete with all accessories & ballast.



Jupiter

SDLHR 126 CF CFG	1X26W CFL	8	1750
SDLHR 126 CF CFG EB1/P3	1X26W CFL	8	2100
SDLHR 226 CF CFG	2X26W CFL	8	1850
SDLHR 226 CF CFG EB1/P3	2X26W CFL	8	2300

Indoor recessed mounting horizontal down lighter with center frosted glass, complete with all accessories & ballast.



Earth

SDLHR 218 CF TR	2X18W CFL	8	1800
SDLHR 218 CF TR EB2/P0	2X18W CFL	8	2000
SDLHR 226 CF TR	2X26W CFL	8	2200
SDLHR 226 CF TR EB1/P3	2X26W CFL	8	2250

Indoor recessed mounting horizontal down lighter with specular turbo optics, complete with all accessories & ballast.



Dominoe

SDLAR 235 CDM T C RE	2X35W CDM T	8	POR
----------------------	-------------	---	-----

Recess mounting adjustable downlight luminaire suitable for use with 2 X 35W CDM T lamps.

Note : 1: To be used with appropriate control pack.
2: C-circular Re-rectangle

Down Lighter Series



Tetrominoe



Sqaure



Circular

Cat Ref.	Lamp Type	Case Nos.	LP (Each) Rs.
----------	-----------	-----------	---------------

SDLAR 435 CDM T C SQ	4X35W CDM T	8	POR
----------------------	-------------	---	-----

Recess mounting adjustable downlight luminaire suitable for use with 4 X 35W CDM T lamps.

Note : 1: To be used with appropriate control pack.
2: C-circular SQ-sqaure

SDLHR 118 CF SQ FG	1X18W CFL	12	1400
SDLHR 118 CF SQ FG EB1/P0	1X18W CFL	12	1400
SDLHR 218 CF SQ FG	2X18W CFL	12	1600
SDLHR 218 CF SQ FG EB2/P0	2X18W CFL	12	1600

Indoor recessed mounting square downlight luminaire with aluminium anodized bright finish back reflector and frosted glass cover suitable for horizontally mounted single/twin 18 W CFL Lamp.

SDLHR 226 CF MF	2X26W CFL	12	1750
SDLHR 226 CF MF EB1/P3	2X26W CFL	12	1850

Indoor recessed mounting circular downlight luminaire with aluminium anodized matt finish back reflector suitable for horizontally mounted twin 26W CFL Lamp.



SURYA

Industrial Series



Industrial Series



Slimline Industrial



Unilight



Uniray



Reflector



Rebox

Cat Ref.	Lamp Type	Case Nos.	LP (Each) Rs.
SIB 136 T8 01	1X36W T8	12	750

Powder coated CRCA MS box, complete with all accessories & electromagnetic ballast.

SUB 136 T8	1X36W T8	12	920
SUB 236 T8	2X36W T8	12	1410
SUB 136 T8 EB1/P3	1X36W T8	12	1050
SUB 236 T8 EB1/P3	2X36W T8	12	1450

Powder coated CRCA MS box, complete with all accessories & ballast.

SPCR 136/236 01		12	450
-----------------	--	----	-----

Powder coated CRCA MS reflector.

SALR 136/236 01		12	750
-----------------	--	----	-----

Anodised Aluminium reflector.

SUB 128 T5 EB1/P3	1X28W T5	12	1025
SUB 228 T5 EB1/P3	2X28W T5	12	1525
SUB 154 T5 EB1/P1	1X54W T5	12	2100
SUB 254 T5 EB1/P1	2X54W T5	12	3200

Powder coated CRCA MS box, complete with all accessories & ballasts.

SPCR 128 01		12	425
SPCR 228 01		12	475

Powder coated CRCA MS reflector.

SALR 128 01		12	600
SALR 228 01		12	625

Anodised Aluminium reflector.

SUBPCR 136 T8	1X36W T8	12	1300
SUBPCR 236 T8	2X36W T8	12	1780
SUBALR 136 T8	1X36W T8	12	1650
SUBALR 236 T8	2X36W T8	12	2000
SUBPCR 128 T5 EB1/P3	1X28W T5	12	1400
SUBPCR 228 T5 EB1/P3	2X28W T5	12	1925
SUBALR 128 T5 EB1/P3	1X28W T5	12	1550
SUBALR 228 T5 EB1/P3	2X28W T5	12	2025

Powder coated CRCA MS box with powder coated/aluminium reflector, complete with all accessories & electromagnetic ballast.

Industrial Series



Peecee

Cat Ref.	Lamp Type	Case Nos.	LP (Each) Rs.
SDJPC 114 T5 EB1/P3/IP65	1X14W T5	12	2350
SDJPC 214 T5 EB1/P3/IP65	2X14W T5	12	3100
SDJPC 128 T5 EB1/P3/IP65	1X28W T5	12	2700
SDJPC 228 T5 EB1/P3/IP65	2X28W T5	9	3500
SDJPC 254 T5 EB1/P1/IP65	2X54W T5	9	4800
SDJPC 136 T8 EB1/P3/IP65	1X36W T8	8	3150
SDJPC 236 T8 EB1/P3/IP65	2X36W T8	4	3550

Suspended/Surface mounting dust tight & jet proof polycarbonate luminaire & polycarbonate front cover, complete with all accessories & ballast.



Baywatch

SVHBI 15 SV 01	1X150W SV(E)	4	4300
SVHBI 15 SV/MH/FE 01	1X150W SV/MH (E)	4	5500
SVHBI 25 SV 01	1X250W SV(E)	4	5250
SVHBI 25 SV MH/FE 01	1X250W SV/MH (E)	4	6450
SVHBI 40 SV	1X400W SV(E)	4	6750
SVHBI 40 SV MH/FE	1X400W SV/MH (E)	4	7950
SVMBI 15 SV 01	1X150W SV(E)	4	4300
SVMBI 15 SV MH/FE 01	1X150W SV/MH (E)	4	5500
SVMBI 25 SV 01	1X250W SV(E)	4	5250
SVMBI 25 SV MH/FE 01	1X250W SV/MH (E)	4	6450
SVHBI 25 MV 01	1X250W MV (E)	4	4900
SVHBI 25 MV / FE 01	1X250W MV (E)	4	6100
SVHBI 40 MV 01	1X400W MV (E)	4	5590
SVHBI 40 MV / FE 01	1X400W MV (E)	4	6790

Indoor industrial highbay/mediumbay luminaire with anodised aluminium reflector open/enclosed type, complete with all accessories & ballast.

Note: Case lot for reflector is 8 nos. & glass is 4 nos.

FE - Fully Enclosed



Bay watch NI

SHB NI 25/40	Upto 400W SV/(E)	16	2150
SHB NI 25/40 FE	Upto 400W SV/MH (E)	16	3350

Indoor industrial Non-integral highbay luminaire with anodised aluminium reflector open or fully enclosed type, complete with all accessories but without control gear box.

Note: Case lot for reflector is 8 nos. & glass is 4 nos.



Baywatch PC

SVHBIR 70 SV/MH FE 01	1X70W SV/MH (E)	4	5220
SVHBIR 15 SV/MH FE 01	1X150W SV/MH (E)	4	8750
SVHBIR 25 SV/MH FE 01	1X250W SV/MH (E)	4	9625

Indoor industrial mediumabay luminaire with prismatic polycarbonate refractor enclosed type, complete with all accessories and ballast.

Note: Case lot for reflector & cover is 4 nos.

Industrial Series



Baywatch T5

Cat Ref.	Lamp Type	Case Nos.	LP (Each) Rs.
SHB 428 T5 EB2/P3	4X28W T5	2	POR
SHB 454 T5 EB2/P1	4X54W T5	2	POR
SHB 428 T5 EB2/P3 FE	4X28W T5	2	8500
SHB 454 T5 EB2/P1 FE	4X54W T5	2	11000

Indoor industrial T5 Highbay luminaire with anodised aluminium reflector, complete with all accessories & electronic ballast.



Low Bay

SLB 50 SV E	1X50W SV (E)	2	2975
SLB 70 SV/MH E	1X70W SV/MH(E)	2	2975
SLB 70 MH DE	1X70W MH(DE)	2	3300
SLB 15 MH DE	1X150W MH(DE)	2	4150

Indoor industrial Lowbay luminaire with anodised aluminium reflector enclosed type with glass cover, complete with all accessories & ballast.



Petrolite

SPL 70 MH DE CA AS/IP65	1X70W MH(DE)	1	5300
SPL 15 MH DE CA AS/IP65	1X150W MH(DE)	1	5800
SPL 70 SV/MH T CA AS/IP65	1X70W SV/MH(T)	1	5300
SPL 15 SV/MH T CA AS/IP65	1X150W SV/MH(T)	1	5800
SPL 15 MH T CA DAS/IP65	1X150W MH(T)	1	5800

Cast aluminium integral luminaire with anodised aluminium reflector enclosed type with glass cover, complete with all accessories & ballast.



Flair Side

SWG 80 MV SMI-ES	1X80W MV	6	2800
SWG 12 MV SMI-ES	1X125W MV	6	2825
SWG 50 SV SMI-ES	1X50W SV T-Plus	6	3050
SWG 70 SV/MH SMI-ES	1X70W SV/MH (E)	6	3050
SWG 15 SV/MH SMI-ES	1X150W SV/MH (E)	6	4300

Die-cast Aluminium integral, side mounted IP65 well glass Luminaire complete with all accessories .

Industrial Series



Flair Vertical



Flair NI



Bulk Head



Clean Room



Clean Room



Clean Room

Cat Ref.	Lamp Type	Case Nos.	LP (Each) Rs.
SWG 80 MV VMI-BC 3P	1X80W MV	6	2475
SWG 80 MV VMI-ES	1X80W MV	6	2475
SWG 50 SV VMI-ES	1X50W SV-T Plus	6	2775
SWG 70 SV/MH VMI-ES	1X70W SV/MH (E)	6	2775
SWG 118 CF VMI EB1/P3	1X18W CFL	6	2100
SWG 135 CF RF VM-BC 2P	1X35W CFL RF	6	1700
SWG 145 CF RF VM-BC 2P	1X45W CFL RF	6	1700

Integral vertical mounting IP65 well glass luminaire, complete with all accessories and ballast.
Note: Case lot for glass is 6 nos.

SWG 15 SV/MH VM NI-ES	1X150W SV/MH (E)	6	1450
SWG NI 200/80/125 - BC	UPTO 200W GLS	6	840
SWG NI 200/80/125/50/70 - ES	UPTO 200W GLS	6	860

Die-cast Alluminium non Integral well glass luminaire complete with all accessories but without control gear box.

SBH 10 GLS CA 03	1X100W GLS	12	490
SBH 13 CF CA 03	1X13W CFL	12	700
SBH 10 CF CA 03	1X10W CFL	12	650

Industrial diecast bulkhead luminaire, complete with all accessories.

SPBR 218 CF A	2X18W CFL	2	3300
SPBR 218 CF A EB1 P3	2X18W CFL	2	3500
SPBR 236 CF A	2X36W CFL	2	5550
SPBR 236 CF A EB1 P3	2X36W CFL	2	5850
SPBR 336 CF A	3X36W CFL	2	5900
SPBR 336 CF A EB2 P3	3X36W CFL	2	6500

Indoor enclosed type bottom maintained and recessed mounting cleanroom luminaire is suitable for 2X18W / 2 X36W / 3X36W FTL Lamps. Specially designed reflector system ensures effective light utilization.

SPBR 236 T8 A	2X36W T8	2	5550
SPBR 236 T8 A EB1/P3	2X36W T8	2	6050
SPBR 228 T5 A EB1/P3	2X28W T5	2	5650
SPBR 254 T5 A EB1/P3	2X54W T5	2	6850

Indoor enclosed type bottom maintained and recessed mounting cleanroom luminaire is suitable for 2X28W / 2 X54W / 2X36W FTL Lamps. Specially designed reflector system ensures effective light utilization.

SPBR 236 CF AS	2X36W CFL	2	4000
SPBR 236 CF AS EB1 P3	2X36W CFL	2	4150

Indoor enclosed type bottom maintained and recessed mounting cleanroom luminaire is suitable for 2 x36 W CFL Lamps. Specially designed reflector system ensures effective light utilization.

SURYA

Urban Lighting Series



Urban Lighting Series



Vintage



Vintage Plus



Legend



Challenger



Roadstar

Cat Ref.	Lamp Type	Case Nos.	LP (Each) Rs.
SUL 128 T5 MS EB1/P3 01	1X28W T5	6	1650
SUL 136/140 T8 MS L 01	1X36W T8	6	1470
SUL 136/140 T8 MS 01	1X36W T8	6	1550
SUL 136/140 T8 MS EB1/P3 01	1X36W T8	6	1650
SUL 236/240 T8 MS	2X36W T8	6	2800

CRCA MS street lighting luminaire with acrylic cover & MS toggles, complete with all accessories & ballast.
L - without capacitor.

SUL 128 T5 AL EB1/P3 01	1X28W T5	6	1700
SUL 136/140 T8 AL L 01	1X36W T8	6	1600
SUL 136/140 T8 AL 01	1X36W T8	6	1650
SUL 136/140 T8 AL EB1/P3 01	1X36W T8	6	1800
SUL 236/240 T8 AL L	2X36W T8	6	2500
SUL 236/240 T8 AL	2X36W T8	6	2650
SUL 236/240 T8 AL EB1/P3	2X36W T8	6	2950
SUL 228 T5 AL EB1/P3 01	2X28W T5	6	2850

Aluminium street lighting luminaire with acrylic cover & MS toggles, complete with all accessories & ballast.
L - without capacitor.

SUL 70 SV 2P	1X70W SV(E)	4	POR
SUL 15 SV 2P	1X150W SV(E)	4	POR
SUL 25 SV 2P	1X250W SV(E)	4	POR

Two piece street lighting luminaire with deep drawn lamp compartment, cast aluminium control gear box, acrylic cover, complete with all accessories & ballast.

Note : case lot for canopy is 4 nos. & perpex cover is 8 nos.

SUL 15 SV SR DD/01	1X150W SV(E)	2	4500
SUL 25 SV SR DD/01	1X250W SV(E)	2	5700

Single piece deep drawn aluminium street lighting luminaire with side reflector optics, acrylic cover, complete with all accessories & ballast.

Note : case lot for perpex cover is 8 nos.

SUL 70 SV SR DD	1X70W SV(E)	2	3400
SUL 15 SV SR DD	1X150W SV(E)	2	4500
SUL 25 SV SR DD	1X250W SV(E)	2	5700

Single piece deep drawn aluminium street lighting luminaire with side reflector optics, acrylic cover, complete with all accessories & ballast.

Note : case lot for perpex cover is 8 nos.

Urban Lighting Series



Desire



Winner



Winner Plus



Winner BD



Fusion



Fusion Sensor

Cat Ref.	Lamp Type	Case Nos.	LP (Each) Rs.
SUL 70 SV/MH SR DD WG/IP65	1X70W SV/MH(E)	2	3600
SUL 15 SV/MH SR DD WG/IP65	1X150W SV/MH(E)	2	4900
SUL 25 SV/MH SR DD WG/IP65	1X250W SV/MH(E)	2	6100

Single piece deep drawn aluminium street lighting luminaire with side reflector optics, glass cover, complete with all accessories & ballast.

SUL 50 SV POT CA WCG/IP66	1X50W SV-T Plus	1	5500
SUL 70 SV/MH POT CA WCG/IP66	1X70W SV/MH-T	1	5250
SUL 15 SV/MH POT CA WCG/IP66	1X150W SV/MH-T	1	8350
SUL 25 SV/MH POT CA WCG/IP66	1X250W SV/MH-T	1	10550
SUL 40 SV/MH POT CA WCG/IP66	1X400W SV/MH-T	1	14200

Single piece pressure die-cast aluminium, top opening street lighting luminaire having IP66 lamp housing, POT reflector & gasketed curved toughened glass cover, complete with all accessories & ballast.

POR - Price on Request

SUL 15 SV/MH POT CA WCG/IP66/01	1X150W SV-T	1	12000
SUL 25 SV/MH POT CA WCG/IP66/01	1X250W SV-T	1	12800

Single piece pressure die-cast aluminium, top opening street lighting luminaire having IP66 lamp housing, POT reflector & gasketed curved toughened glass cover, complete with all accessories.

SUL 15 SV/MH POT CA WCG/IP66 01 BD	1X150W SV-T	1	13900
SUL 25 SV/MH POT CA WCG/IP66 01 BD	1X250W SV-T	1	15500

Single piece pressure die-cast aluminium, top opening street lighting luminaire having IP66 lamp housing, POT reflector & gasketed curved toughened glass cover, complete with all accessories.

Note : BD - bi level dimming system.

SUL 136 CF MS DD 01	1X36W CFL	4	1575
SUL 136 CF MS DD EB1/P3 01	1X36W CFL	4	1825
SUL 236 CF MS DD	2X36W CFL	4	2450
SUL 236 CF MS DD EB1/P3	2X36W CFL	4	2650
SUL 336 CF MS DD EB2/P3	3X36W CFL	4	3500

Single piece CRCA MS deep drawn street lighting luminaire with acrylic cover, complete with all accessories & ballast.

SUL 136 CF EB1/P3 LDR IP65	1X36W CFL	1	6050
SUL 236 CF EB1/P3 LDR IP65	2X36W CFL	1	6350

Injection moulded engineering plastic corrosion free street light luminaire with dusk down sensor.

Urban Lighting Series



Radiance

Cat Ref.	Lamp Type	Case Nos.	LP (Each) Rs.
SUL 85 CF RF MS DD E40	1X85W CFL-RETRO	4	1750
SUL 85 CF RF AL DD E40	1X85W CFL-RETRO	4	1800

Single piece CRCA MS/Aluminium deep drawn street lighting luminaire with acrylic cover & E40 holder, complete with all accessories.



Fashion-AL/MS

SUL 214 T5 AL DD EB1/P3	2X14W T5	4	3750
SUL 224 T5 AL DD EB1/P3	2X24W T5	4	3750
SUL 214 T5 MS DD EB1/P3	2X14W T5	4	3200
SUL 224 T5 MS DD EB1/P3	2X24W T5	4	3200

Single piece aluminium/CRCA MS deep drawn street lighting luminaire with acrylic cover, complete with all accessories & ballast.

Note : IP65 version also available



Fashion-AL/MS

SUL 414 T5 AL DD EB1/P1 03	4X14W T5	1	6500
SUL 424 T5 AL DD EB2/P3 03	4X24W T5	1	7250
SUL 414 T5 MS DD EB1/P2 03	4X14W T5	1	5800
SUL 424 T5 MS DD EB2/P3 03	4X24W T5	1	6000

Single piece aluminium/CRCA MS deep drawn street lighting luminaire with acrylic cover, complete with all accessories & ballast.

Note : IP66 version also available



Aesthetica 2

SUL 25 SV/MH POT CA WCG/IP66 A2	1X250W SV/MH-T	1	21500
---------------------------------	----------------	---	-------

Single piece pressure die-cast aluminium with curved glass with high aesthetic appeal, complete with all accessories & ballast.



Champion

SUL 50 SV POT CA WG/IP65	1X50W SV-T Plus	2	4025
SUL 70 SV/MH POT CA WG/IP65	1X70W SV/MH-T	2	4025
SUL 25 SV/MH POT CA WG/IP65 02	1X250W SV/MH-T	2	7200

Single piece die-cast aluminium IP65 street lighting luminaire with POT reflector, glass cover, complete with all accessories & ballast.



Champion Acrylic

SUL 50 SV POT CA	1X50W SV-T Plus	2	POR
SUL 70 SV/MH POT CA	1X70W SV/MH-T	2	POR
SUL 15 SV/MH POT CA	1X150W SV/MH-T	1	POR
SUL 25 SV POT CA	1X250W SV-T	1	POR

Single piece die-cast aluminium street lighting luminaire with POT reflector, acrylic cover, complete with all accessories & ballast.

Note : case lot for perplex cover is 5 nos.

Urban Lighting Series



Champion Star



Champion BD



Champion BD



Champion New




Champion Star New

Cat Ref.	Lamp Type	Case Nos.	LP (Each) Rs.
SUL 15 SV/MH POT CA WG/IP65 02	1X150W SV/MH-T	2	5600
Single piece pressure die-cast aluminium IP65 street lighting luminaire with POT reflector, glass cover, complete with all accessories & ballast.			
SUL 15 SV POT CA WG IP66 02 BD	1X150W SV-T	2	POR
Single piece pressure die cast aluminium street light luminaire having IP66 ingress protection with POT reflector system & provided with specially designed bi-level dimming ballast & HID e-Dimming switch for energy saving purpose.			
SUL 25 SV POT CA WG IP66 02 BD	1X250W SV-T	2	POR
Single piece die cast Aluminium street light luminaire having IP66 ingress protection with POT reflector system & provided with specially designed bi-level dimming ballast & HID e-Dimming switch for energy saving purpose.			
SUL 50 SV POT CA WG/IP66	1X50W SV-T	2	4000
SUL 70 SV POT CA WG/IP66	1X70W SV-T	2	4000
SUL 25 SV POT CA WG/IP66/02	1X250W SV-T	2	7020
Single piece die-cast aluminium IP66 street lighting luminaire with POT reflector, glass cover, complete with all accessories & ballast.			
SUL 15 SV/MH POT CA WG/IP66/02	1X150W SV/MH-T	2	5500
Single piece pressure die-cast aluminium IP66 street lighting luminaire with POT reflector, glass cover, complete with all accessories & ballast.			



SURYA

Flood Lighting Series



Flood Lighting Series



Populi



Aries Junior



Aries Junior-RC



Aries



Aries RC



Aries BC

Cat Ref.	Lamp Type	Case Nos.	LP (Each) Rs.
SFL 50 HAL	1X500W HAL	20	750
SFL 100 HAL	1X1000W HAL	10	1425

Cast aluminium halogen flood lighting luminaire with toughened glass, complete with all accessories.

SFL 70 MH DE CA AS/IP65	1X70W MH(DE)	1	4500
SFL 15 MH DE CA AS/IP65	1X150W MH(DE)	1	4925
SFL 70 SV/MH T CA DAS/IP65	1X70W SV/MH (T)	1	4450
SFL 15 SV/MH T CA DAS/IP65	1X150W SV/MH (T)	1	5025

Aluminium die-cast integral IP65 flood lighting luminaire with asymmetrical optics & toughened glass, complete with all accessories & ballast.

SFL 70 MH DE CA AS/IP65 RC	1X70W MH (DE)	4	4000
SFL 15 MH DE CA AS/IP65 RC	1X150W MH (DE)	4	5100

Aluminium die cast integral (Rear Control Gear Box) IP65 flood lighting luminaire with toughened glass, complete with all accessories & ballast suitable for Double Ended Lamps.

SFL 25 SV/MH T CA AS/IP65/01	1X250W SV/MH (T)	1	7550
SFL 40 SV/MH T CA AS/IP65/01	1X400W SV/MH (T)	1	8925
SFL 25 SV/MH T CA DAS/IP65	1X250W SV/MH (T)	1	7550
SFL 40 SV/MH T CA DAS/IP65	1X400W SV/MH (T)	1	8925

Aluminium die cast integral IP65 flood lighting luminaire with asymmetrical / double asymmetrical optics & toughened glass, complete with all accessories & ballast.

SFL 25 SV/MH T CA AS/IP65 RC	1X250W SV/MH (T)	1	8150
SFL 40 SV/MH T CA AS/IP65 RC	1X400W SV/M (T)	1	9525

Aluminium die cast integral (Rear Control Gear Box) IP65 flood lighting luminaire with toughened glass, complete with all accessories & ballast.

SFL 15 SV/MH T CA AS/IP65 BC	1X150W SV/MH (T)	1	6000
SFL 25 SV/MH T CA AS/IP65 BC	1X250W SV/MH (T)	1	6800

Aluminium die cast integral (Bottom control gear box having rear access) IP65 flood lighting luminaire with toughened glass, complete with all accessories & ballast.

Flood Lighting Series



Panache



Twina
Popular



Floval



Beamer



Arena




Aviation Light

Cat Ref.	Lamp Type	Case Nos.	LP (Each) Rs.
SFL 125 NI A FO/IP65	1X250W SV/MH (T)	1	3650
SFL 140 NI A FO/IP65	1X400W SV/MH (T)	1	3650
Aluminium die-cast Non-integral IP65 flood lighting luminaire with asymmetrical optics & toughened glass, complete with all accessories but without control gear box.			
SFL 225 NI A FO/IP65-PO	2X250W SV/MH (T)	1	6250
SFL 240 NI A FO/IP65-PO	2X400W SV/MH (T)	1	6250
Aluminium die-cast Non-integral IP65 flood lighting luminaire with asymmetrical optics & toughened glass, complete with all accessories but without control gear box - Popular model.			
SFL 225 NI A FO/IP65-OV	2X250W SV/MH (T)	1	6150
SFL 240 NI A FO/IP65-OV	2X400W SV/MH (T)	1	6150
Aluminium die-cast Non-integral IP65 flood lighting luminaire with asymmetrical optics & toughened glass, complete with all accessories but without control gear box			
SFL 25 NI S/IP65	1X250W SV/MH (E)	1	5025
SFL 40 NI S/IP65	1X400W SV/MH (E)	1	5025
SFL 100 NI S/IP65	1X1000 W SV/MH-T	1	10750
SFL 25 NI S/IP65 01	1X250W SV/MH (E)	1	4825
SFL 40 NI S/IP65 01	1X400W SV/MH (E)	1	4825
"Beamer" is a non-integral IP65 flood light luminaire suitable for single HPSV/MH lamp with symmetrical optics which operate with suitable control gear box. Note : case for reflector & glass is one.			
SFL 100 NI A/IP65	1X1000W SV(T)/MH(T)	1	11000
Aluminium die-cast Non-Integral IP65 flood lighting luminaire with specially designed asymmetrical optics, wide reflector & toughened glass, complete with all accessories but without control gear box.			
SAL S 100	1X100W GLS	1	2100
SAL T 100	2X100W GLS	1	4950
Aviation light suitable for single/twin GLS lamps.			

SURYA

Landscape Lighting Series



Landscape Lighting Series



Diamond

Cat Ref.	Lamp Type	Case Nos.	LP (Each) Rs.
SPD 70 SV/MH/L	1X70W SV/MH	4	4720
SPD 12 MV/L	1X125W MV	4	4620

Integral Post top lantern luminaire with diamond shape opal diffuser (LLDPE) with cast aluminium pole mounting capsule, complete with all accessories & ballast.
L - Without Capacitor



Oval

SPO 70 SV/MH/L	1X70W SV/MH	4	4720
SPO 12 MV/L	1X125W MV	4	4620

Integral Post top lantern luminaire with oval shape opal diffuser (LLDPE) with cast aluminium pole mounting capsule, complete with all accessories & ballast.
L - Without Capacitor



Spherical

SPS 70 SV/MH/L	1X70W SV/MH	4	4720
SPS 12 MV/L	1X125W MV	4	4620

Integral Post top lantern luminaire with spherical shape opal diffuser (LLDPE) with cast aluminium pole mounting capsule, complete with all accessories & ballast.
L - Without Capacitor



Conical

SPM 18 CF OP	1X18W CFL	10	2525
SPM 18 CF CL	1X18W CFL	10	3000

Integral Post top lantern luminaire with conical shape opal/clear diffuser (LLDPE) with cast aluminium pole mounting capsule, complete with all accessories & ballast.
Note : OP - Opal acrylic, CL - Clear acrylic

Landscape Lighting Series



Sleek



Floral



T8 Bollard



Non Integral DF Bollard

Cat Ref.	Lamp Type	Case Nos.	LP (Each) Rs.
SBL 13 CFFT	1X13W CFL	4	6000
SBL 18 CFFT	1X18W CFL	4	6000
SBL 13 CFCT	1X13W CFL	4	6000
SBL 18 CFCT	1X18W CFL	4	6000

Outdoor decorative bollard luminaire, including acrylic cover, anodised aluminium louvers and powder coated aluminium housing, complete with all accessories & ballast.

Note : FT - Flat Top, CT - Conical Top

SPF 70 CDMT	1X70W CDMT	1	POR
SPF 15 CDMT	1X150W CDMT	1	POR

Single piece die cast aluminium Post top with luminaire floral shape Clear acrylic and complete with all accessories & ballast.

SBL 18 T8 FT	1X18W T8	1	POR
--------------	----------	---	-----

Die cast base and extruded aluminium housing Bollard with opaque diffuser suitable for 18 W T8 Lamps.

SBL 27 RF RT	1X27WCFL SPIRAL	1	POR
--------------	-----------------	---	-----

Single piece die cast aluminium Bollard with opaque diffuser suitable for 27 W Spiral RF CFL Lamps.




SURYA



LED Series



LED Commercial Series



LED Trendy



LED Trendy




i - Trendy



LED Flat Panel



Wardrobe Light



LED Strip Light



Tube Light

Cat Ref.	No. of LEDs	Wattage [#]	LP (Each) Rs.
SLE CL 10 11R	-	10W	8975
SLE CL 16 11R	-	16W	10990

1'x1' recessed mounting luminaire, with acrylic front cover.

SLE CL 36 22R	-	36W	25400
SLE CL 40 22R	-	40W	34990
SLE CL 48 22R	-	48W	38250

2'x2' recessed mounting luminaire, with acrylic front cover.

SLE CL 38 22RI (Sun glow)	-	38W	26980
SLE CL 38 22RIB* (Sun glow)	-	38W	31880

2'x2' recessed mounting luminaire, with prismatic front cover.

* with 1 hour battery backup for four corners led (2w).

SLE FP 19 R11	-	19W	12450
SLE FP 39 R22	-	39W	34600

SLE WR 4	64	4W	5050
----------	----	----	------

SLE ST 4.8W IP40 (for 5 mtr roll)	60	4.8W/mtr	11275
SLE ST 4.8W IP65 (for 5 mtr roll)	60	4.8W/mtr	14500

Note : LED strip for indoor application with 60 LEDs per meter. Price inclusive of driver suitable for 5 mtr length. Quantity has to be min. 5mtr or multiple thereof.

SLE ST 7.2W IP65 (RGB) with controller, power supply, Amplifier.	30	7.2W/mtr	15445
---	----	----------	-------

Note : LED strip for indoor application with 30 LEDs per metre.

SLE TL 18	288	18W	8950
-----------	-----	-----	------

* POR - Price on Request

LED wattage

LED Downlighter Series



Cat Ref.	No. of LEDs	Wattage [#]	LP (Each) Rs.
SLE DLAR 5-7W WOL	5	5W	6450
SLE DLAR 5-7 W 01	5	5W	7110
SLE DLAR 6-9 W 01	6	6W	7450
SLE DLAR 7-10 W 01	7	7W	8275
SLE DLAR 8-12 W 01	8	8W	8645
SLE DLAR 9-13 W 01	9	9W	9045

LED Street Light Series



SLE UL 10-14 IP65 01	10	10W	11250
SLE UL 15-22 IP65 01	15	15W	17550
SLE UL 18-26 IP65 01	18	18W	13990
SLE UL 24-35 IP65 01	24	24W	21500
SLE UL 30-43 IP65 01	30	30W	26550
SLE UL 40-58 IP65 01	40	40W	35550
SLE UL 50-72 IP65 01	50	50W	36440
SLE UL 60-86 IP65 01	60	60W	45950
SLE UL 64-92 IP65 01	64	64W	53775
SLE UL 66-95 IP65 01	66	66W	55780
SLE UL 80-115 IP65 01	80	80W	54800
SLE UL 96-138 IP65 01	96	96W	71775

ILO LED 1 B ST 4.5 36 F 500	36	36W	POR
-----------------------------	----	-----	-----

Also available wattage 54W & 72W with 200mm/500mm L Bracket.

LED Street Light Series



XMOD



LED -in



LED Solar Street Light

Cat Ref.	No. of LEDs	Wattage [#]	LP (Each) Rs.
XMOD OB ST 4.5 36F	36	36W	POR
Also available wattage 45W & 54W.			

LED-IN 1B ST 4.5 36F	36	36W	POR
Also available wattage 45W & 54W.			

LED Solar Street Light Series

SSLE UL 10-14 IP65*	10	10W	POR
SSLE UL 15-22 IP65*	15	15W	POR
SSLE UL 18-26 IP65*	18	18W	POR
SSLE UL 30-41 IP65*	30	30W	POR

* All products are with 2 days autonomy, inclusive of battery, charge controller , solar panel, battery box, solar panel angle but without pole & mounting accessories.



LED Industrial Series



Bay Light

Cat Ref.	No. of LEDs	Wattage [#]	LP (Each) Rs.
SLE MB 32-46	32	32W	23845
SLE MB 48-69	48	48W	34000
SLE MB 64-92	64	64W	42500
SLE MB 96-138	96	96W	63770
SLE MB 144-207	144	144W	99900

LED Flood Light Series



Flood Light

SLE FL 32-45 IP65	32	32W	26745
SLE FL 40-57 IP65	40	40W	29770
SLE FL 44-63 IP65	44	44W	38050
SLE FL 80-115 IP65	80	80W	63450
SLE FL 20-29 IP65 RGB	20	20W	68750
SLE FL 40-57 IP65 RGB	40	40W	135500
SLE FL 60-86 IP65 RGB	60	60W	198990



Bollard

LED Landscape Light Series

SLE BL 5W IP65	5	5W	15500
----------------	---	----	-------

LED Aviation Light Series



Aviation Obs. Light



Aviation Obs. Light

Cat Ref.	No. of LEDs	Wattage [#]	LP (Each) Rs.
SLE AL 54 LDR-SEN IP65	54	6W	7155
SLE AL 108 DD LDR-SEN IP65	108	12W	15270



Accessories



Accessories



C G Box - DD - MV



C G Box - DD - SV/MH



C G Box - CA - SV/MH



C G Box - MS - SV/MH



C G Box - CA - SV/MH



O C Ballast



O C Ballast - BD

Effective 15-05-2011

Cat Ref.	Lamp Type	Case Nos.	LP (Each) Rs.
SCG 80 MV MS DD	1X80W MV	4	2400
SCG 12 MV MS DD	1X125W MV	4	2500
SCG 25 MV MS DD	1X250W MV	4	3125
SCG 40 MV MS DD	1X400W MV	4	3850
CRCA MS deep drawn weather proof control gear box, complete with all accessories & ballast.			
SCG 70 SV/MH MS DD	1X70W SV/MH	4	2500
SCG 15 SV/MH MS DD	1X150W SV/MH	4	3500
SCG 25 SV/MH MS DD	1X250W SV/MH	4	4100
SCG 40 SV/MH MS DD	1X400W SV/MH	4	5350
CRCA MS deep drawn weather proof control gear box, complete with all accessories & ballast.			
SCG 70 SV/MH CA 01	1X70W SV/MH	2	2800
SCG 15 SV/MH CA 01	1X150W SV/MH	2	3350
SCG 25 SV/MH CA 01	1X250W SV/MH	2	4650
SCG 40 SV/MH CA 01	1X400W SV/MH	2	6000
Aluminium die-cast IP65 control gear box, complete with all accessories & ballast.			
SCGT 225 SV/MH MS	2X250W SV/MH	1	8000
SCGT 240 SV/MH MS	2X400W SV/MH	1	10700
SCG 100 SV/MH MS	1X1000W SV/MH	1	12500
CRCA MS fabricated weather proof control gear box, complete with all accessories & ballast.			
SCGT 225 SV/MH CA 01	2X250W SV/MH	2	9000
SCGT 240 SV/MH CA 01	2X400W SV/MH	2	11700
SCG 100 SV/MH CA	1X1000W SV/MH	1	13000
Aluminium die-cast IP65 control gear box, complete with all accessories & ballast.			
SOCB 70 SV/MH	1X70W SV/MH	12	1050
SOCB 150 SV/MH	1X150W SV/MH	12	1600
SOCB 250 SV/MH 02	1X250W SV/MH	6	2300
SOCB 400 SV/MH 01	1X400W SV/MH	4	3600
SOCB 80 MV	1X80W MV	12	1050
SOCB 125 MV	1X125W MV	12	1050
SOCB 250 MV	1X250W MV	12	1600
SOCB 400 MV	1X400W MV	6	2300
Open construction vacuum impregnated HID ballast suitable for SV/MH/MV lamps.			
SOCB 150 SV/BD	1X150W SV	12	1925
SOCB 250 SV/BD	1X250W SV	6	2775
Open construction vacuum impregnated HID ballast with multi tapping for bi-level dimming suitable for SV lamps.			

Accessories



Potted Ballast - MV



Potted Ballast - SV/MH



Electronic Ballast - CFL



Electronic Ballast - CFL / T8



Electronic Ballast - T5



Electronic Ballast - T5



Electronic Ballast - T8

Effective 15-05-2011

Cat Ref.	Lamp Type	Case Nos.	LP (Each) Rs.
SCAB 80 MV	1X80W MV	12	1050
SCAB 125 MV	1X25W MV	12	1050
SCAB 250 MV	1X250W MV	12	1600
SCAB 400 MV	1X400W MV	6	2300

Potted construction polyster filled HID ballasts suitable for MV lamps.

SCAB 70 SV/MH	1X70W SV/MH	12	1050
SCAB 150 SV/MH	1X150W SV/MH	12	1600
SCAB 250 SV/MH 01	1X250W SV/MH	6	2300
SCAB 400 SV/MH 01	1X400W SV/MH	4	3600
SCAB 1000 SV/MH	1X1000W SV/MH	2	7600

Potted construction polyster filled HID ballasts suitable for SV/MH lamps.

SEBBMCF 9-13 ISP0	1X9-13W CFL	25	225
SEBBMCF 118 ISP0	1X18W CFL	25	225

Domestic electronic instant start ballast suitable for CFL lamps.

SEBILF 118 WSP3	1X18W T8	25	525
SEBILF 136 WSP3	1X36W T8	25	525
SEBILCF 136 WSP3	1X36W CFL	25	550
SEBILF 236 WSP3	2X36W T8	25	800
SEBILCF 236 WSP3	2X36W CFL	25	800
SEBISCF 126 WSP3	1X26W CFL	25	700
SEBISCF 226 WSP3	2X26W CFL	25	850

Electronic warm start ballast suitable for T8/CFL lamps.

SEBILF114WSP3	1X14W T5	25	500
SEBILF214WSP3	2X14W T5	25	850
SEBILF128WSP3	1X28W T5	25	500
SEBILF228WSP3	2X28W T5	25	850
SEBILF124WSP3	1X24W T5	25	550
SEBILF224WSP3	2X24W T5	25	890

Electronic warm start ballast suitable for T5 lamps.

SEBILF 228 T5 WSP1	2X28W T5	25	1150
SEBILF 254 T5 WSP1	2X54W T5	25	1800
SEBILF 414 T5 WSP1	4X14W T5	25	1400

Electronic warm start ballast suitable for T5 lamps.

SEB BLF 128 ISP4	1X28W T8	25	400
SEB BLF 136 ISP4	1X36W T8	25	400

Electronic instant start ballast suitable for T8 lamps.

Accessories



Copper Ballast FTL/ CFL

Cat Ref.	Lamp Type	Case Nos.	LP (Each) Rs.
SBX 18/20 F	1X18/20W FTL	30	290
SBX 18 C	1X18W CFL	30	250
SBX 36/40 F/C 03	1X36/40W FTL	30	290
SBX 9-11 C	1X9-11W CFL	30	250
SBX 13 C	1X13W CFL	30	250

Copper ballast suitable for FTL/CFL lamps.



Control Pack - SV/MH

SCP 35 MH	1X35W MH	12	1500
SCP 70 SV/MH	1X70W SV/MH	12	1500
SCP 150 SV/MH	1X150W SV/MH	12	2380

Control pack suitable for SV/MH lamps.



Ignitor

SIG I 70-400SV/MH	1X70-400W SV/MH	50	200
SIG NI 70-400SV/MH	1X70-400W SV/MH	50	200
SIG SIP 70-400SV/MH	1X70-400W SV/MH	50	425
SIG NI 1000 SV/MH	1X1000W SV/MH	50	275
SIG NI 35-400 SV/MH T	1X35-400W SV/MH T	50	200

Ignitors suitable for 70-400W HPSV/MH Lamp.

Note : I - Suitable for integral luminaires

NI - Suitable for non integral luminaires (upto 30 Mtr. distance)

SIP- Super Imposed Pulse Ignitor



Capacitor

SCAP 4MFD	1XT8/T12/PLL	50	90
SCAP 8MFD	2XT8/T12/80W MV	50	125
SCAP 10MFD	80W MV/70W SV	50	160
SCAP 12MFD	125W MV/70W SV	50	180
SCAP 15MFD	250W MV	50	200
SCAP 20MFD	400W MV/150W SV/MH	50	270
SCAP 33MFD	250W SV/MH	50	425
SCAP 42MFD	400W SV/MH	50	475

Capacitors for power factor improvement.



SURYA

HID Lamps



HID Lamps - SURYA POWER

Metal Halide Lamps



Double Ended



**Single Ended
Tubular Clear**



**Single Ended
Elliptical
Coated/clear**

Lamp Type	Cap Type	Case Nos.	MRP. Rs
70W	RX7s	25	550
150W	RX7s	25	600
70W (T)	E27	30	875
150W (T)	E40	12	900
250W (T)	E40	12	1000
400W (BT)	E40	12	1000
70W (E)	E27	25	825
150W (E)	E27	25	840
150W (E)	E40	12	900
250W (E)	E40	12	1100
400W (E)	E40	9	1250



HID Lamps - SURYA POWER

High Pressure
Sodium Vapour Lamps



Elliptical

Lamp Type	Cap Type	Case Nos.	MRP. Rs
70W (I)	E27	24	385
70W (E)	E27	24	375
150W (E)	E40	9	500
250W (E)	E40	9	540
400W (E)	E40	6	650



Tubular

70W (T)	E27	20	435
150W (T)	E40	10	535
250W (T)	E40	10	580
400W (T)	E40	10	675
50W (T) PLUS	E27	20	460
70W (T) PLUS	E27	20	465
150W (T) PLUS	E40	10	650
250W (T) PLUS	E40	10	725
400W (T) PLUS	E40	10	780

High Pressure
Mercury Vapour Lamps



Elliptical

Cat Ref.	Lamp Type	Case Nos.	MRP. Rs
80W ES/BC	E27 / B22	20	155/155
125W ES/BC	E27 / B22	20	165/165
250W	E40	9	400
400W	E40	6	550



Light Sources



Light Sources



FTL Standard



FTL Super Bright



T5



CFL Utility



EL Utility

Lamp Type	Std. Pkg	MRP. Rs.
40W - Cool Day Light 3 Star	30	44.00
36W - Cool Day Light 3 Star	30	39.00
20W - Cool Day Light	30	40.00
18W - Cool Day Light	30	37.00
36W - Cool Day Light 5 Star	30	75.00
36W - Warm White 5 Star	30	75.00
28W - Cool Day Light/Warm White	25	95.00*
14W - Cool Day Light	25	85.00*
24W - Cool Day Light	25	150.00
54W - Cool Day Light	25	190.00
9W 2 Pin/4Pin SU	100	65.00
11W 2 Pin/4Pin SU	100	70.00
10W 2 Pin DU	50	110.00
13W 2 Pin DU	50	110.00
18W 2 Pin DU	50	125.00
36W 4 Pin SU	100	190.00
5W 220-240V DU 9mm BC	50	125.00
8W 220-240V TU 9mm BC	50	135.00
11W 220-240V TU 9mm BC	50	145.00
8W 220-240V DU 12mm BC	50	120.00
11W 220-240V DU 12mm BC	50	130.00
15W 220-240V DU 12mm BC	50	145.00
20W 220-240V TU 12mm BC	50	185.00
23W 220-240V TU 12mm BC	50	215.00
26W 220-240V TU 12mm BC	50	230.00
35W 220-240V FU 15mm BC	10	350.00
45W 220-240V FU 15mm BC	10	550.00
65W 220-240V FU 15mm BC	10	600.00
85W 220-240V FU 15mm BC	10	650.00
85W 220-240V FU 15mm ES	10	675.00

Light Sources



EL Utility
Spiral

Lamp Type	Std. Pkg	MRP. Rs.
15W 220 - 240V 9mm-BC	50	210.00
20W 220 - 240V 9mm-BC	50	225.00
23W 220 - 240V 9mm-BC	50	240.00
27W 220 - 240V 9mm-BC	50	265.00
85W 220 - 240V 17mm-BC	10	750.00



Halogen Lamp

500W	200	80.00
1000W	200	100.00



High Mast & Poles for Area Lighting





High Mast for Area Lighting



Special Features of High Mast

- 2 Section Mast for 12/16/20 Metres
- 3 Section Mast for 25/30 Metres
- Wind velocity upto 180 km/hr
- Galvanised Steel
- 2/3 Pulley wire rope system
- Motorised & Manually operated Winch for Lantern Carriage
- Flood Light Luminaires with appropriate CG Box & HID Lamps
- Aviation obstruction Lamp for LED & GLS application

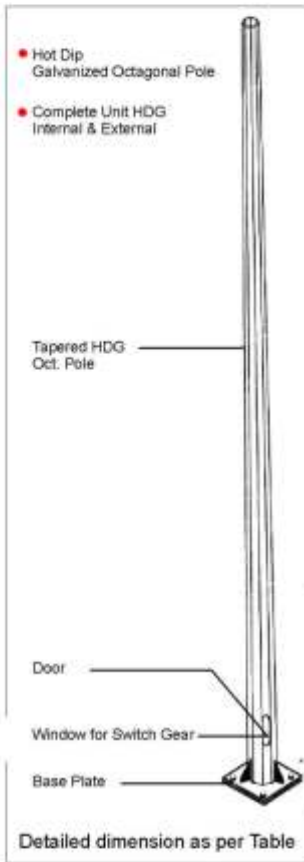
Applications

- Fly Overs
- Road Junctions
- Parks
- Parking Areas
- Apron Lighting
- Airports / Dockyards
- Coal Handling
- Power Plants
- Container Terminals
- Petrol Pumps
- Any other Outdoor Application



Street Light Poles

Galvanised Octagonal Poles



Hot Dip Galvanized Bracket Arms



SBA-01



SBA-02

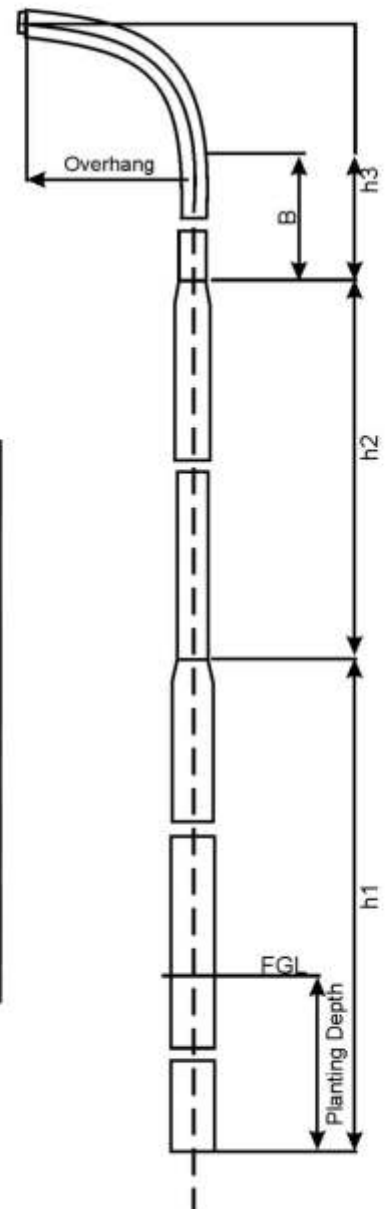


SBA-03



SBA-04

Swaged Tubular Pole



Important Notes

- 1 List prices for Luminaires are inclusive of excise duty, wherever applicable at the prevalent rates.
- 2 Taxes, local levies, VAT etc. shall be chargeable extra as applicable on all Luminaires and Accessories.
- 3 HID lamps & Light sources are with MRP's, which are inclusive of excise duty & local levies/taxes as applicable.
- 4 Ordering of Luminaires, Lamps need to be done on case lot basis.
- 5 Prices are subject to change without prior notice.
- 6 Prices of all luminaires are without light sources unless specified otherwise.
- 7 Based on market/customer needs our products are subject to continuous developments/upgrading which may result in change in design & data when compared to the products as appearing in this price list.
- 8 Non-integral Luminaires when used with HPMV/SV/MH lamp(s) require separate control gear of appropriate rating.
- 9 Prices lower than List Price may be charged.
- 10 This Price List supercedes all earlier price lists.




Surya unveils a new Lighting Laboratory




Rain/Splash/Jet Proof Test



Electrical Performance Test



Dust Chamber



Ballast Endurance Test



Goniophotometer



Humidity Chamber

Luminaire Business Group of Surya Roshni Limited has set up a State – of – the - art Lighting Laboratory at Noida. Surya Technology & Innovation Centre (STIC) caters to Photometric, Electrical, Mechanical, Environmental and Endurance test requirements for development of latest generation energy saving luminaires. STIC houses the Mirror Gonio photometer from LMT Germany, which is one of the high performance – high accurate equipment for measurement of distribution of light in Lamps, Luminaires and LED Chips and is housed in technological centers of some of the leading lighting companies of the world. Surya Group endeavors to provide the most superior quality products to its customers and this initiative is a step towards effective Quality practices.

BRANCH OFFICES

AHMEDABAD

101, Shafali Centre,
Near Paldi, Char Rasta,
Ahmedabad-380006
Tel: 079-32908898/ 26575724
Fax: 079-26575397
Email : surya.ahmedabad@sroshni.com

BANGALORE

No17, Pranathi Building, South Cross
Road, Basavangudi, Bangalore-560026
Ph.: 080-26621932/1954/956
Fax : 080-26915068
Email : surya.bangalore@sroshni.com

BHUBANESHWAR

Plot No. 194, Cuttack Puri Road,
Bomikhal, Bhubaneswar- 751006
Tel : 0674-2571324/3258398
Fax:0674-2571235
Email :
surya.bhubneshwar@sroshni.com

CHANDIGARH

SCO : 188-89, First Floor,
Madhya Marg, Sect -8C,
Chandigarh - 160009
Email : surya.chandigarh@sroshni.com

CHENNAI

Prince Centre, 709-710, 1st Floor, Pathari
Road Annasalai
Chennai-600006
Tel: 044- 43418450/ 43418460
Fax:044-28297016
Email : surya.chennai@sroshni.com

DELHI

Luminaire Business Group
D-1, 1st Floor, Gopala Tower,
Rajendra Place,
New Delhi-110008
Email : surya.delhi@sroshni.com

GHAZIABAD

311-B, Ranjeet Singh Compound
Delhi Meerut Road, Ghaziabad
Email : surya.ghaziabad@sroshni.com
Tel:0120-3214898/283020

GUWAHATI

C/o. Choudhury Sales Corporation,
107, M.G.Road. Fancy Bazar
GUWAHATI - 781 001
Ph: - 0361 2513069
Email: surya.guwahati@sroshni.com

INDORE

2/10, Sogani Complex,
T.T. Nagar, Ring Road, Dewas Naka,
Indore-452010 (MP)
Tel: 0731 4033837/2802239/
3243898
Email : surya.indore@sroshni.com

JABALPUR

Plot No. 152, Manmohan Nagar ,Gayatri
Mandir Road, Jabalpur- 482002(M.P.)
Tel: 0761- 2644293/4005422
Email : surya.jabalpur@sroshni.com

JAIPUR

311, Ganpati Plaza,
M.I. Road, Jaipur-302001
Tel: 0141-2175408/ 239178
Fax : 2389178
Email : surya.jaipur@sroshni.com

KANPUR

334, Anandpuri, Near T.P. Nagar, Kanpur-
208023
Tel: 0512-3269898/ 2600278
Email : surya.kanpur@sroshni.com

KOCHI

49/681, Near Shiva Temple Puthukalavatom,
P.O. Elamakkar,
Ernakulam, Kochi-682026
Tel: 0484-3208998/2537242
Fax : 0120-2734556
E-mail : surya.kochi@sroshni.com

KOLKATA

1st Floor
110, Ashutosh Mukharjee Road
Kolkata - 700025
Tel : 033-32529898
Fax : 033-22215635
E-mail : surya.kolkata@sroshni.com

MUMBAI

402, Mayuresh Chamber
Plot No.-60
Sector-11, CBD -Belapur
Navi Mumbai-400014
Tel : 022-40243140
Fax : 022-40243143
E-mail : surya.kolkata@sroshni.com

NAGPUR

C/O- R.K. BUSINESS CENTRE, 194,
CEMENT ROAD, DHARMPETH EXTN.
NEAR SHIVAJI NAGAR, NAGPUR- 440010
Phone No.: 0712- 6640542
Fax : 0712-39325

PATNA

Bhanamal Udyog p.ltd.
Bhanamal Compound,
Mithapur, Patna-800001
Tel No. : 0612-3254584/ 3257922
Fax:0162-2289367
E-mail : surya.patna@sroshni.com

PUNE

Flat No.401, Janki Ramchandra
Appartment S.No.1563, Opp. Navi Path
Talim, Sadashiv Peth,
Pune-411030
Tel No.-020-32519898, 24333742
Fax:020-26130522
E-mail : surya.pune@sroshni.com

RAIPUR

Infront Of Magnato Mall
Behind Shivnath Hyundai Service Centre,
Arang Road, Telibandha
Raipur - 492001 (C.G.)
Tel No 0771-4073115
E-mail : surya.raipur@sroshni.com

ROHTAK

Manocha Building, opp. LPS Plat-II
Hisar Road, Rohtak-12400 (Haryana)
Tel. : 95-1262-3209098
Email : suryarohetak@sroshni.com

RANCHI

Plt No. 131 &132, Opp. Madan Dhaba
Beside Kudukh Enterprises
N.H.-33, Kokar, Ranchi-834009
(Jharkhand)
Tel No.:0651-3299898/2543951
E-mail : surya.ranchi@sroshni.com

SECUNDERABAD

Swapnalok Complex
6th Floor, 618
S.D. Road
Secunderabad - 500003
Tel: 040-32908098
E-mail : surya.secunderabad@sroshni.com

UTTARAKHAND

Near Premdeep Properties,
Girital Road, Kashipur,
Udham Singh Nagar
Uttarakhand-244713
Tel No. : 05947-272019
Fax:05947-275330/277840
E-mail : surya.uttarakhand@sroshni.com

VIJAYWADA

D. No. 7-110/4, A & B, M.K.R. Building,
Opp. Agricultural, Marketing Yard,
Gollapudi, **VIJAYWADA-521225**
Tel No.: 0866-2411654/ 25411735
Fax : 0866-2541888
E-mail : surya.vijaywada@sroshni.com

ZIRAKPUR

Old Pabhat Road, Godown Area, Near
Cipla Godown, Zirakpur,
Distt. Mohali Punjab,
Tel No: 01762-321898
Fax:01762-2437070
E-mail : surya.zirakpur@sroshni.com

Manufacturing Plants

HID & LIGHT SOURCES

KASHIPUR

7th K.M. Stone, Kashipur-Moradabad Road
Kashipur - 244713 (Uttarakhand)
Tel : 05947-275124 / 275117
Fax : 05957-275195
Email : slrks@nda.vsnl.net.in

LIGHT SOURCES

MALANPUR

J-7-8 & 9, Industrial Area
Malanpur, Distt. Bhind (M.P.) - 477117
Tel : 07539-283004 / 283551-554
Fax : 07539-283483
Email : srlmipr@sancharnet.in

HIGHMAST & POLES

MALANPUR

P-1 to P-20,
Girongi Industrial Area,
Malanpur
Distt. Bhind (M.P.)
Pin - 477117

NOTE : Due to continuous technology upgradation and design requirements, the company reserves the right to discontinue or change specifications of any product.



SURYA ROSHNI LIMITED

LUMINAIRE BUSINESS GROUP

Corporate Office :

Padma Tower-1, Rajendra Place

New Delhi - 110008

Tel. : 25810093-96 Fax : 25789560

Website : suryaroshnilighting.com